



in cooperation with Friederike @piecestopatch

String Quilt Templates (Vorlagen)

The block will finish at 7.0". You can find the English templates on pages 3 to 6. Included are four options: One with a wider 2.0" finished center strip and one with a smaller 1.0" finished center strip. Both are available with additional lines for a consistent strip length on the remaining area and without for easy use with different strip width in improv technique.

Die Vorlage ist für einen Block der Größe 7 Zoll. Die deutschen Vorlagen sind auf den Seiten 7 bis 10. Enthalten sind vier Variationen: Eine mit einem breiten Mittelstreifen von 2 Zoll und eine mit einem schmalen Mittelstreifen von 1 Zoll. Beide sind in der Ausführung mit Hilfslinien erhältlich, so dass die restlichen Streifen in einer gleichmäßigen Breite fertiggestellt werden bzw. ohne Hilfslinien, so dass diverse Streifenbreiten in Improv Technik angesetzt werden können.

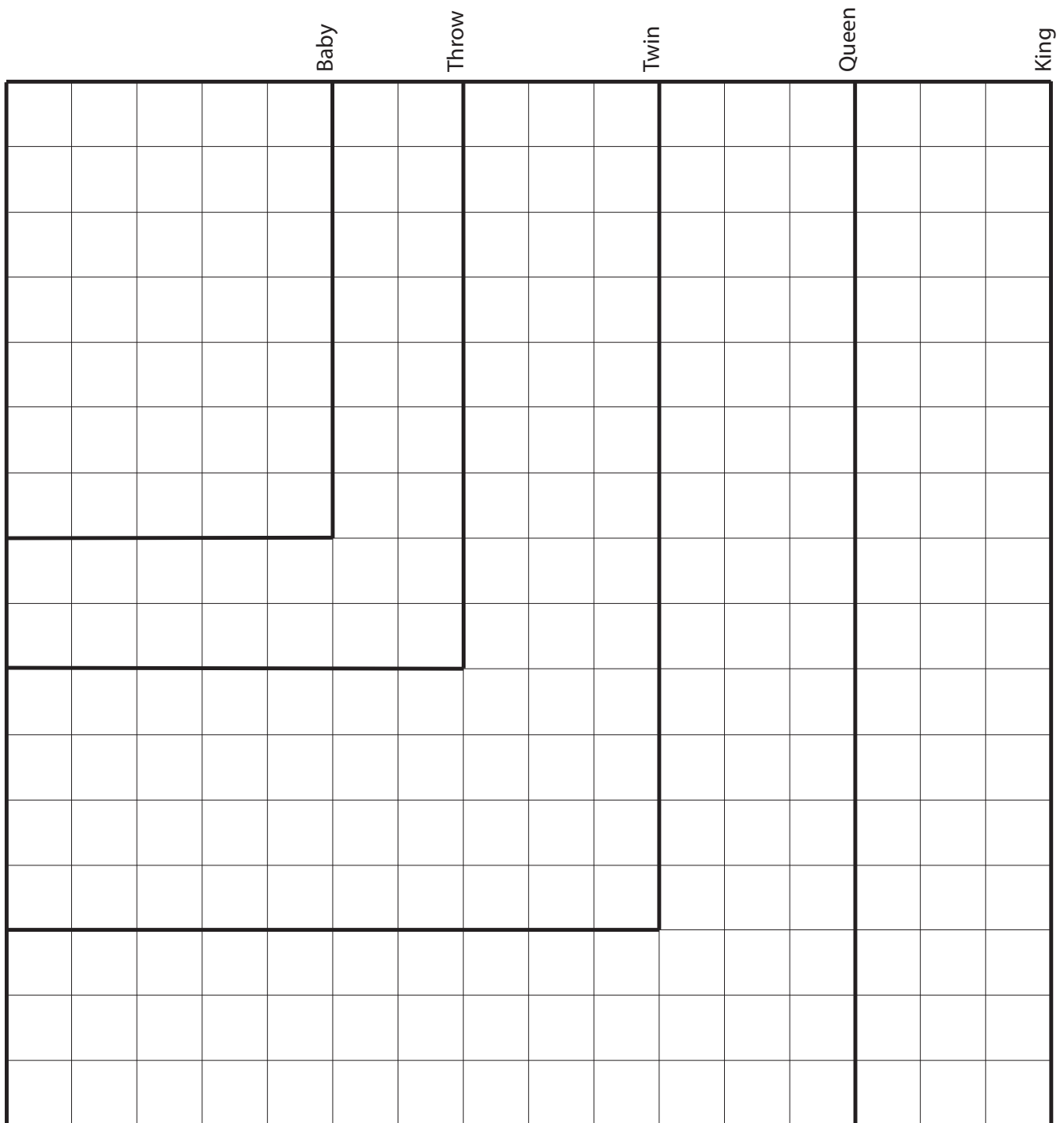
Best wishes | Liebe Grüße

xo Melanie

© 2021 Melanie Meyer. All rights reserved. The pattern is intended for non-commercial use by home sewers and may not be reproduced or distributed without the express written consent of the author. Printing a single copy for personal use is permitted.

www.mellmeyer.de

Quilt Sizes | Quiltgrößen



Baby $5 \times 7 = 35$

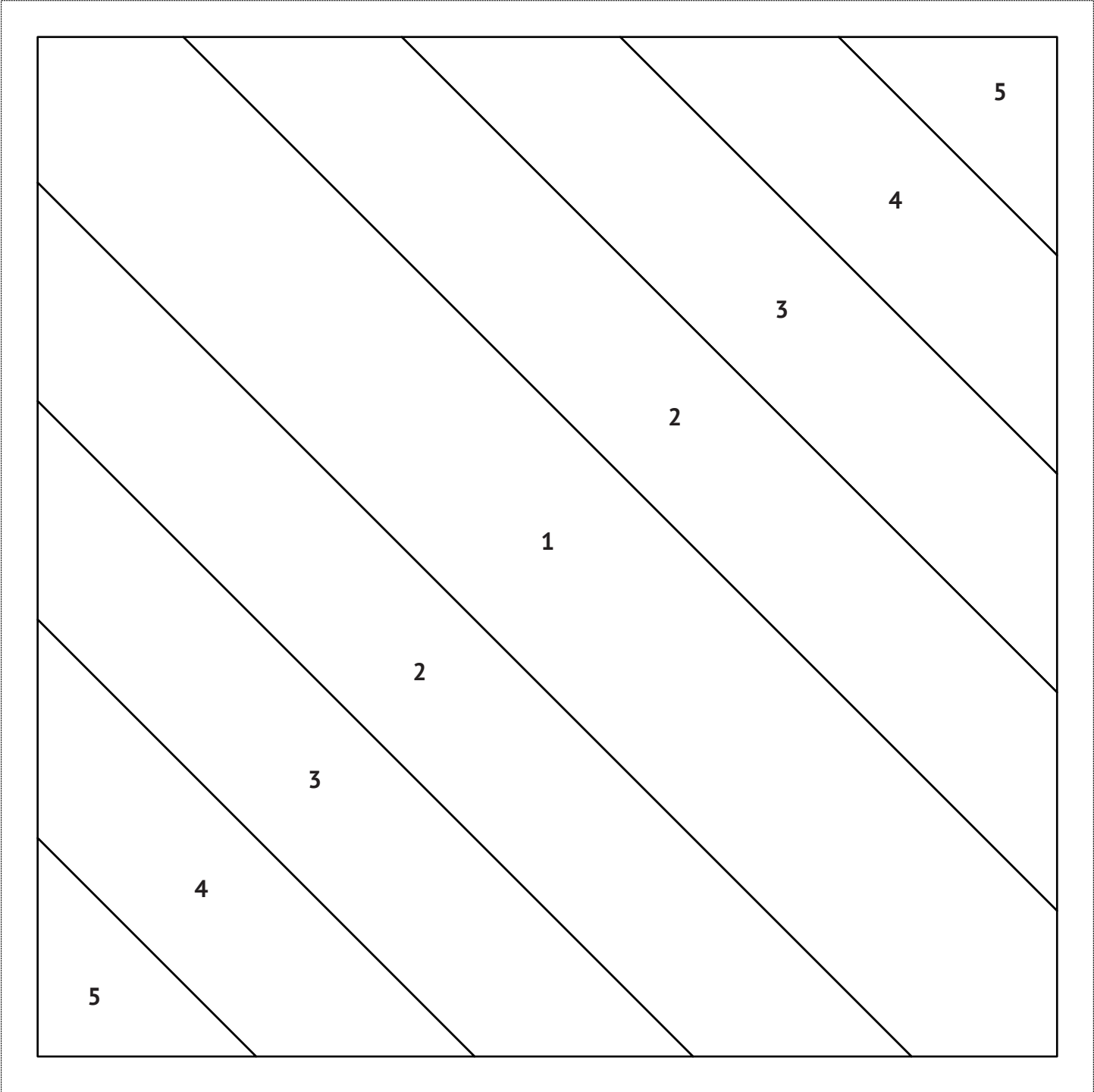
Throw $7 \times 9 = 63$

Twin $10 \times 13 = 130$

Queen $13 \times 16 = 208$

King $16 \times 16 = 256$


1 inch
control
box



Thick Center Strip (2.0" finished) remaining strips 1.5" finished

© 2021 Melanie Meyer. All rights reserved. This pattern is intended for non-commercial use by home sewers and may not be reproduced or distributed without the express written consent of the author.

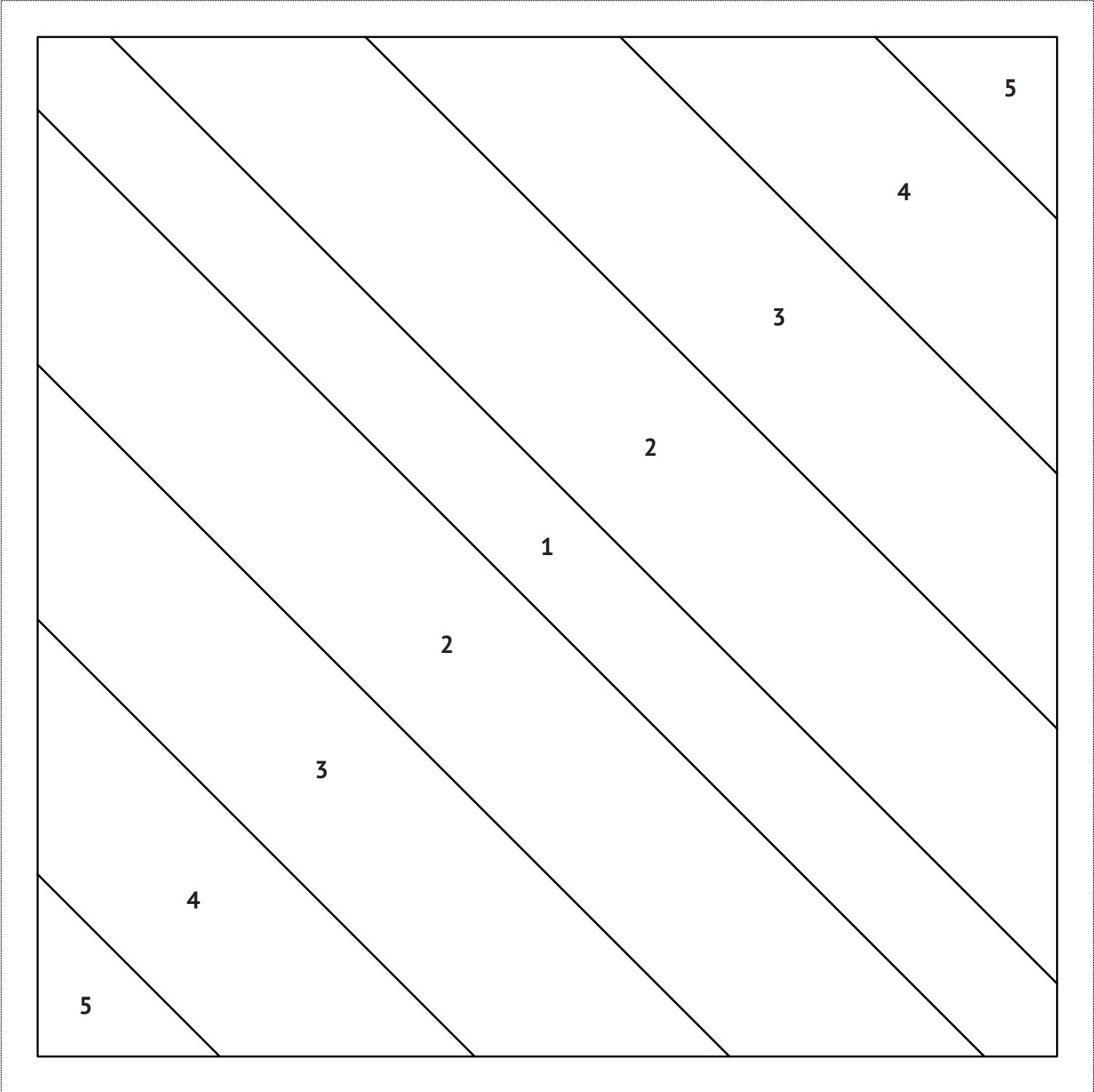
1 inch
control
box



Thick Center Strip (2.0" finished) remaining strips in improv technique

© 2021 Melanie Meyer. All rights reserved. This pattern is intended for non-commercial use by home sewers and may not be reproduced or distributed without the express written consent of the author.


1 inch
control
box



Thin Center Strip (1.0" finished) remaining strips 1.75" finished

© 2021 Melanie Meyer. All rights reserved. This pattern is intended for non-commercial use by home sewers and may not be reproduced or distributed without the express written consent of the author.

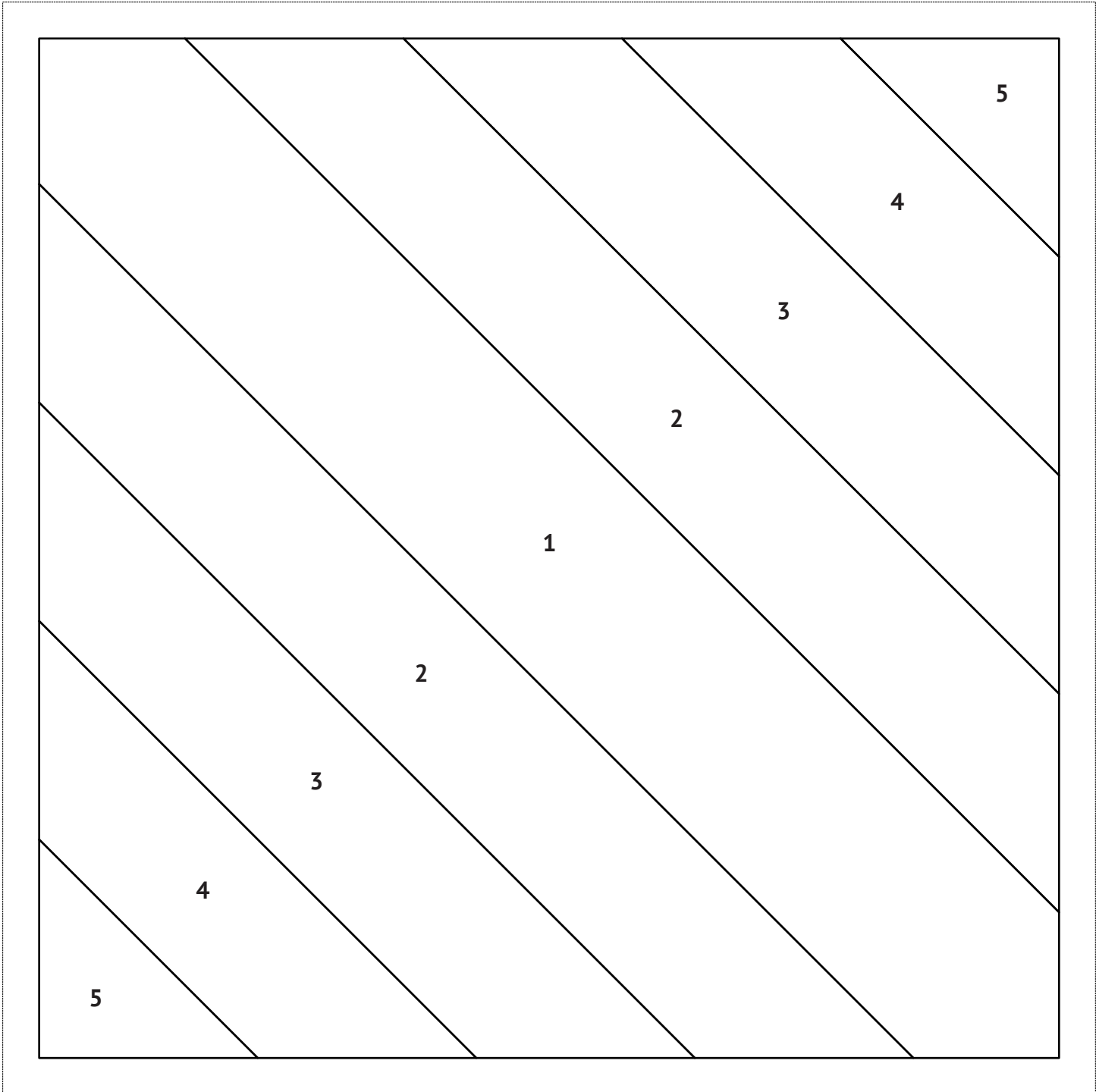
1 inch
control
box



Thin Center Strip (1.0" finished) remaining strips in improv technique

© 2021 Melanie Meyer. All rights reserved. This pattern is intended for non-commercial use by home sewers and may not be reproduced or distributed without the express written consent of the author.


1 Zoll
Kontrollbox



Breiter Mittelstreifen (2.0" eingenäht) restliche Streifen 1.75" eingenäht

© 2021 Melanie Meyer. All rights reserved. This pattern is intended for non-commercial use by home sewers and may not be reproduced or distributed without the express written consent of the author.

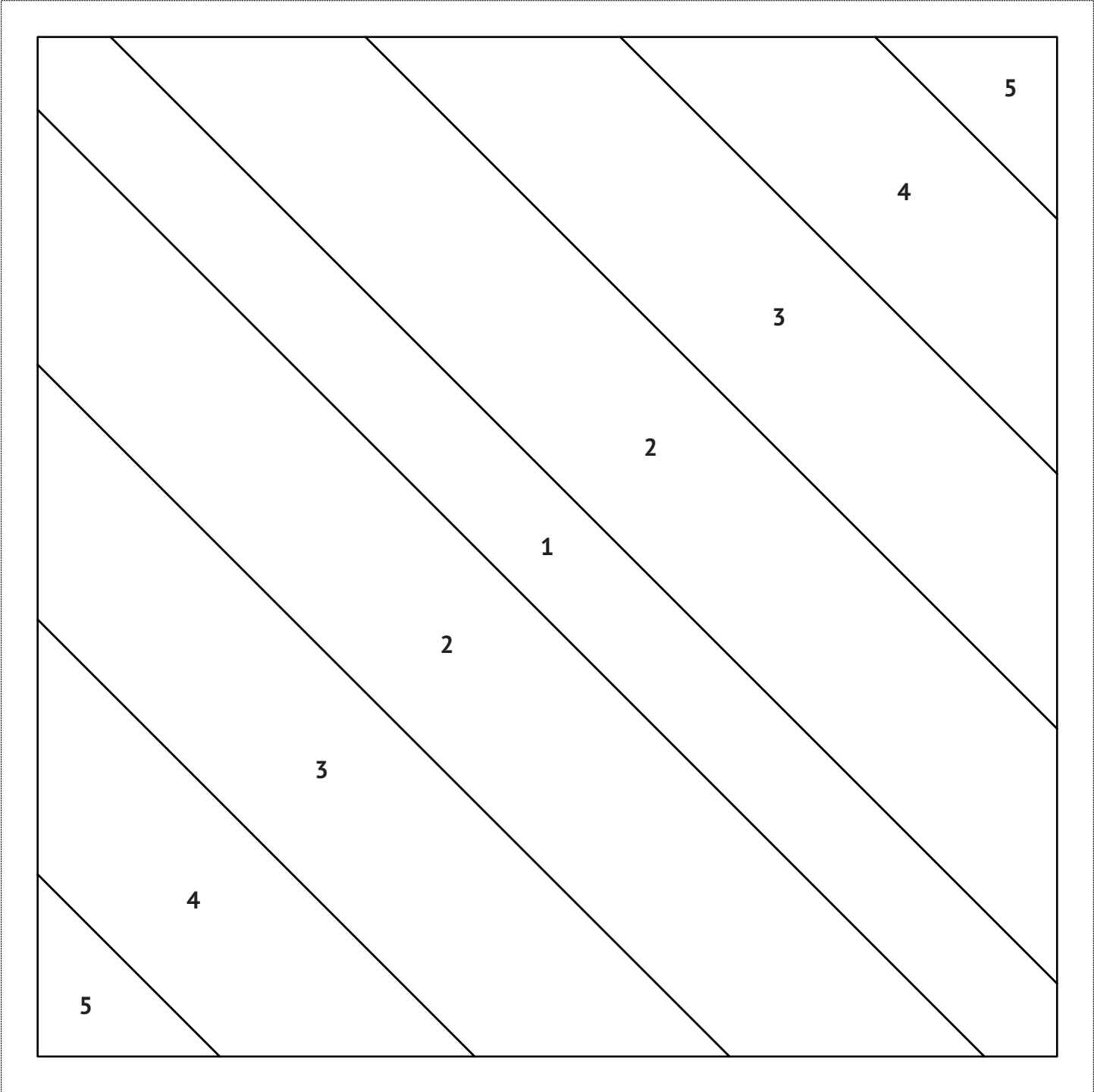
1 Zoll
Kontrollbox



Breiter Mittelstreifen (2.0" eingenäht) restliche Streifen in Improv Technik

© 2021 Melanie Meyer. All rights reserved. This pattern is intended for non-commercial use by home sewers and may not be reproduced or distributed without the express written consent of the author.


1 Zoll
Kontrollbox



Schmaler Mittelstreifen (1.0" eingenäht) restliche Streifen 1.75" eingenäht

© 2021 Melanie Meyer. All rights reserved. This pattern is intended for non-commercial use by home sewers and may not be reproduced or distributed without the express written consent of the author.

1 Zoll
Kontrollbox



Schmaler Mittelstreifen (1.0" eingenäht) restliche Streifen in Improv Technik

© 2021 Melanie Meyer. All rights reserved. This pattern is intended for non-commercial use by home sewers and may not be reproduced or distributed without the express written consent of the author.